



NATIONAL CENTER FOR
THE MIDDLE MARKET

FLORIDA

MIDDLE MARKET INDICATOR

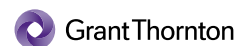
2Q | 2018



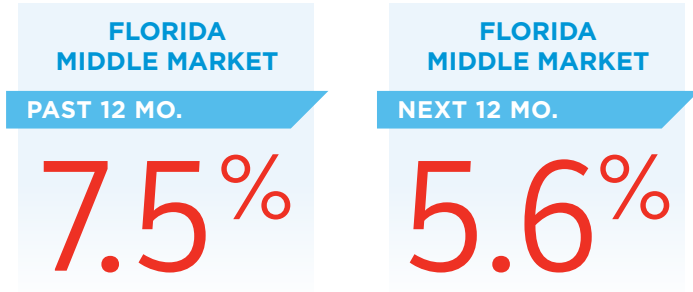
IN COLLABORATION WITH



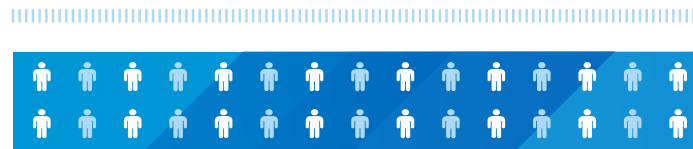
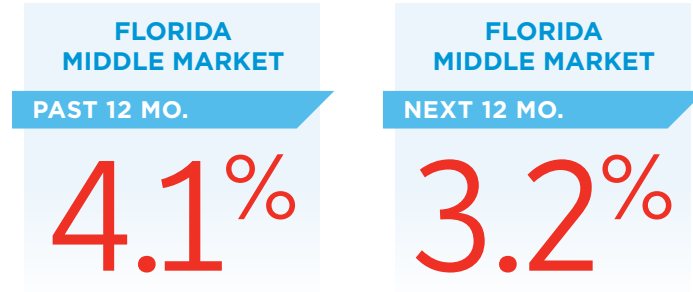
THE OHIO STATE UNIVERSITY
FISHER COLLEGE OF BUSINESS



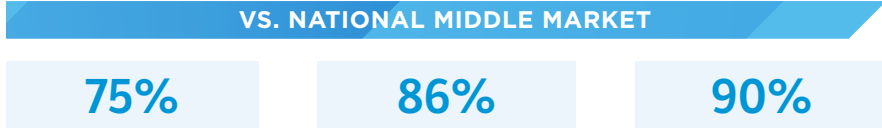
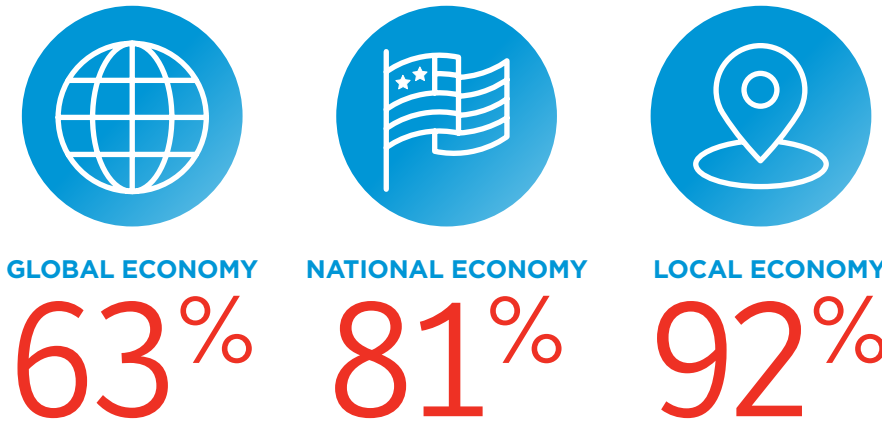
Florida Revenue Growth vs. National



Florida Employment Growth vs. National



Local Confidence Is High in Florida, but Global and National Confidence Slip



Preparing for Growth Through Capital Investment



Florida's Middle Market Defined

ANNUAL REVENUE
\$10 MM-\$1B



REPRESENTS
0.4%
OF ALL FLORIDA
COMPANIES

NEARLY
7,000
BUSINESSES



EMPLOYS
25%
OF THE FLORIDA
WORKFORCE

MORE THAN
\$277B
IN ANNUAL REVENUE



GENERATES
21%
OF ALL FLORIDA
BUSINESS REVENUE

Florida's Middle Market is Diverse



CONSTRUCTION

11.6%




HEALTHCARE

9.6%



RETAIL TRADE

12.4%



WHOLESALE TRADE

14.4%



FINANCE & INSURANCE

6.1%



PROFESSIONAL SERVICES

7.8%



MANUFACTURING

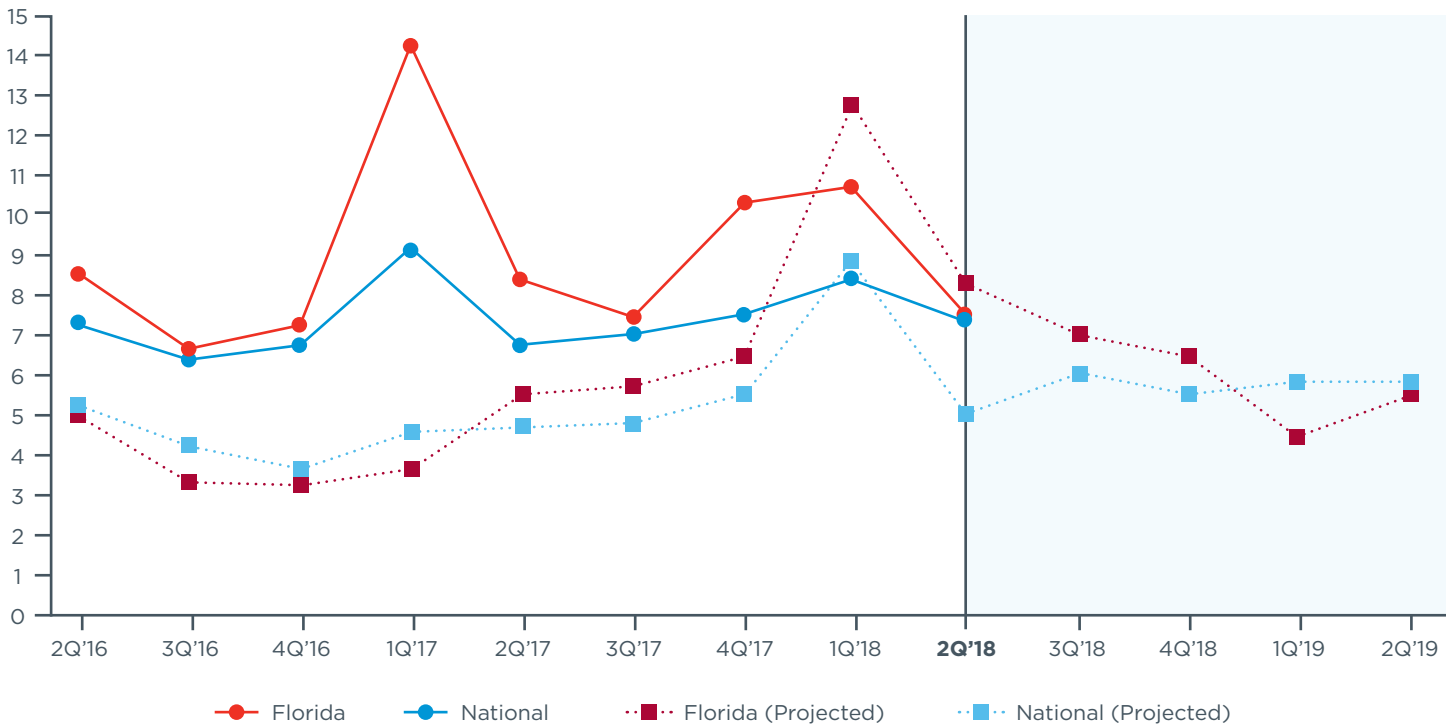
11.3%



TRANSPORTATION
& WAREHOUSING

3.3%

Actual & Projected Revenue Growth



Actual & Projected Employee Growth

