



NATIONAL CENTER FOR
THE MIDDLE MARKET

OHIO

MIDDLE MARKET INDICATOR

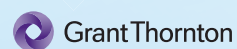


2Q | 2017

IN COLLABORATION WITH



THE OHIO STATE UNIVERSITY
FISHER COLLEGE OF BUSINESS



Ohio Revenue Growth vs. National

5.2%

OHIO MIDDLE MARKET GROWTH OVER THE PAST 12 MONTHS

6.7%

Past 12 Months National

11.8%

OHIO MIDDLE MARKET GROWTH OVER THE NEXT 12 MONTHS

5.3%

Next 12 Months National

Ohio Employment Growth vs. National

4.1%

OHIO MIDDLE MARKET GROWTH OVER THE PAST 12 MONTHS

5.7%


Past 12 Months National

5.2%

OHIO MIDDLE MARKET GROWTH OVER THE NEXT 12 MONTHS

4.7%

Next 12 Months National



Ohio Companies More Confident In Global and Local Economies Than National Average



GLOBAL ECONOMY

82%



NATIONAL ECONOMY

66%



LOCAL ECONOMY

89%

VS. NATIONAL MIDDLE MARKET

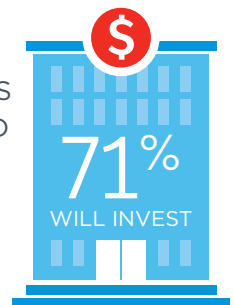
70%

84%

87%

Preparing for Growth Through Capital Investment

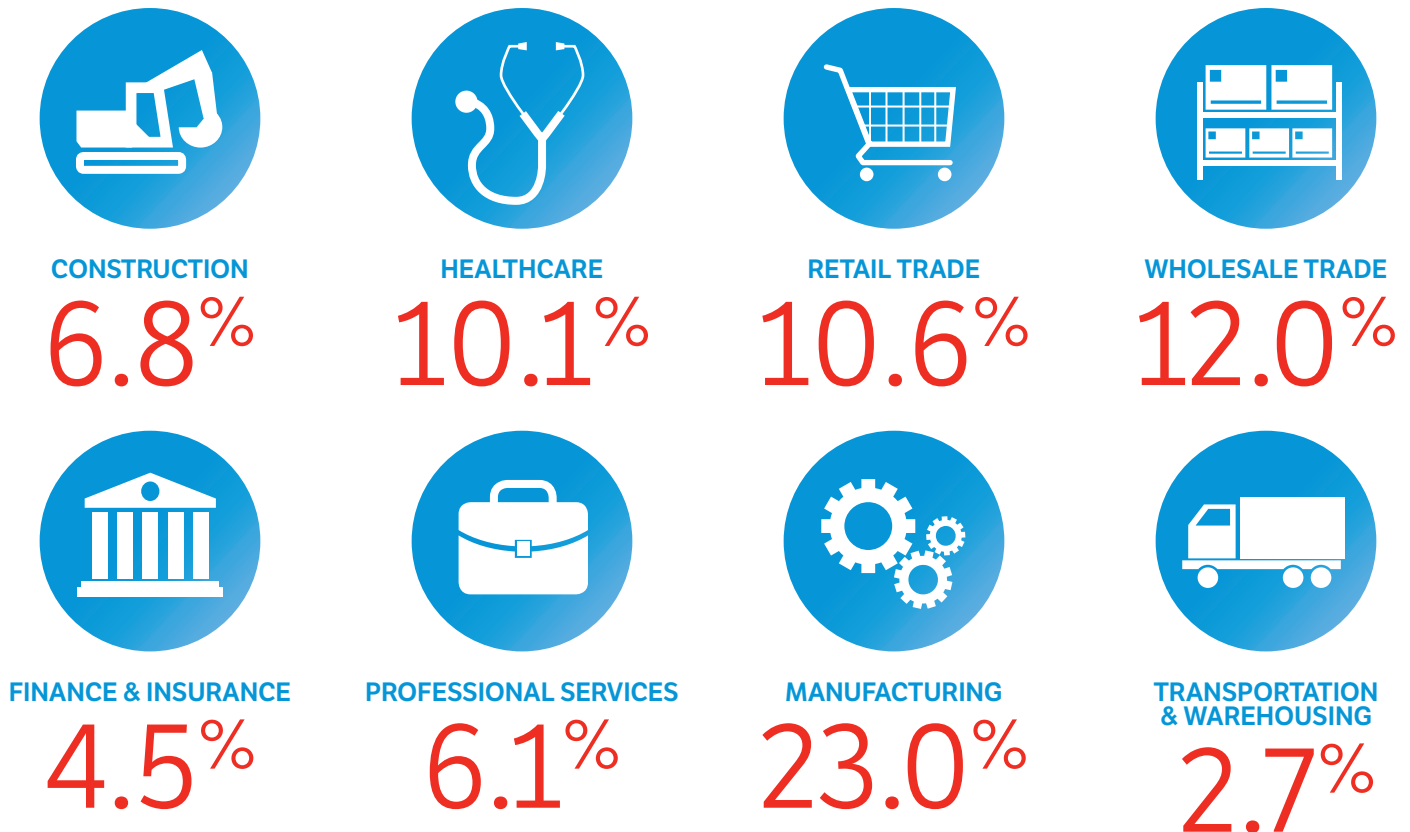
HALF OF MIDDLE MARKET COMPANIES IN OHIO ARE POISED TO INVEST.



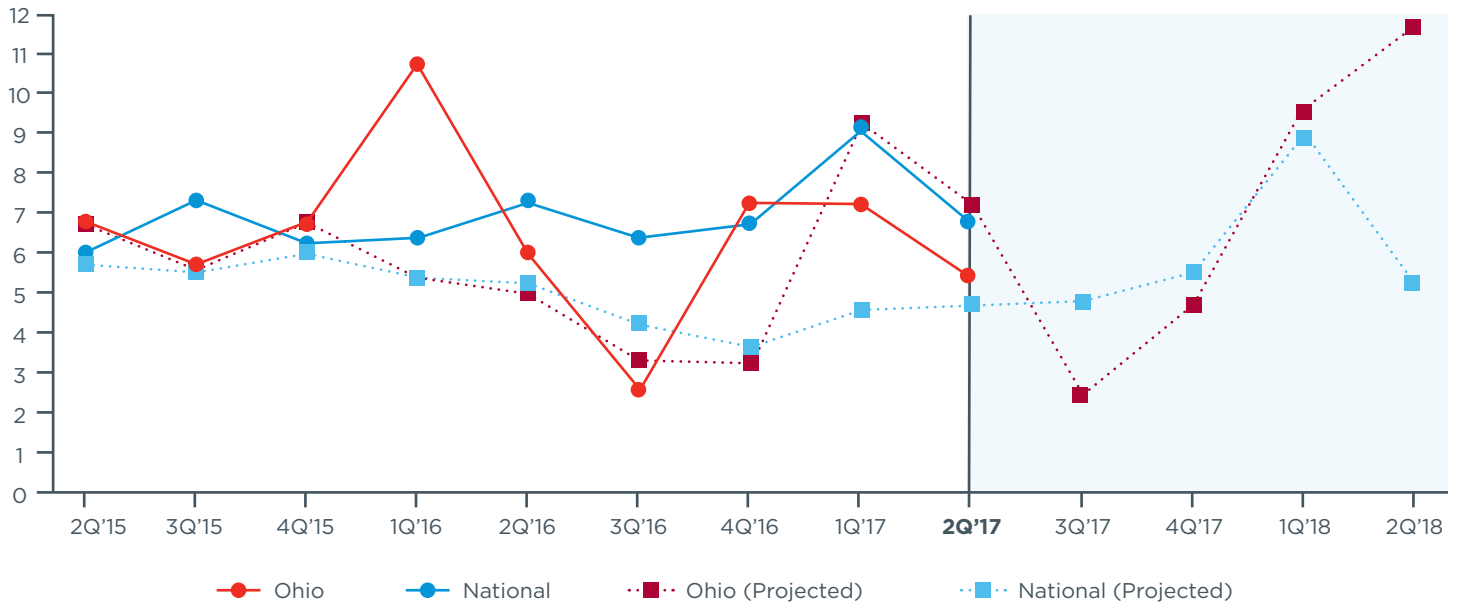
Ohio's Middle Market Defined



Ohio's Middle Market is Diverse



Actual & Projected Revenue Growth



Actual & Projected Employee Growth

