



NATIONAL CENTER FOR
THE MIDDLE MARKET

NEW YORK

MIDDLE MARKET INDICATOR

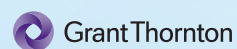


2Q | 2017

IN COLLABORATION WITH



THE OHIO STATE UNIVERSITY
FISHER COLLEGE OF BUSINESS



New York Revenue Growth vs. National

5.8%

NEW YORK MIDDLE MARKET GROWTH OVER THE PAST 12 MONTHS

6.7% Past 12 Months National

4.3%

NEW YORK MIDDLE MARKET GROWTH OVER THE NEXT 12 MONTHS

5.3% Next 12 Months National

New York Employment Growth vs. National

3.8%


NEW YORK MIDDLE MARKET GROWTH OVER THE PAST 12 MONTHS

5.7% Past 12 Months National

4.5%

NEW YORK MIDDLE MARKET GROWTH OVER THE NEXT 12 MONTHS

4.7% Next 12 Months National



New York Companies Less Confident In National and Local Economies Than National Average



GLOBAL ECONOMY

70%



NATIONAL ECONOMY

77%



LOCAL ECONOMY

84%

VS. NATIONAL MIDDLE MARKET

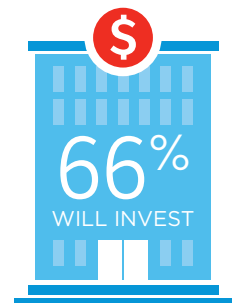
70%

84%

87%

Preparing for Growth Through Capital Investment

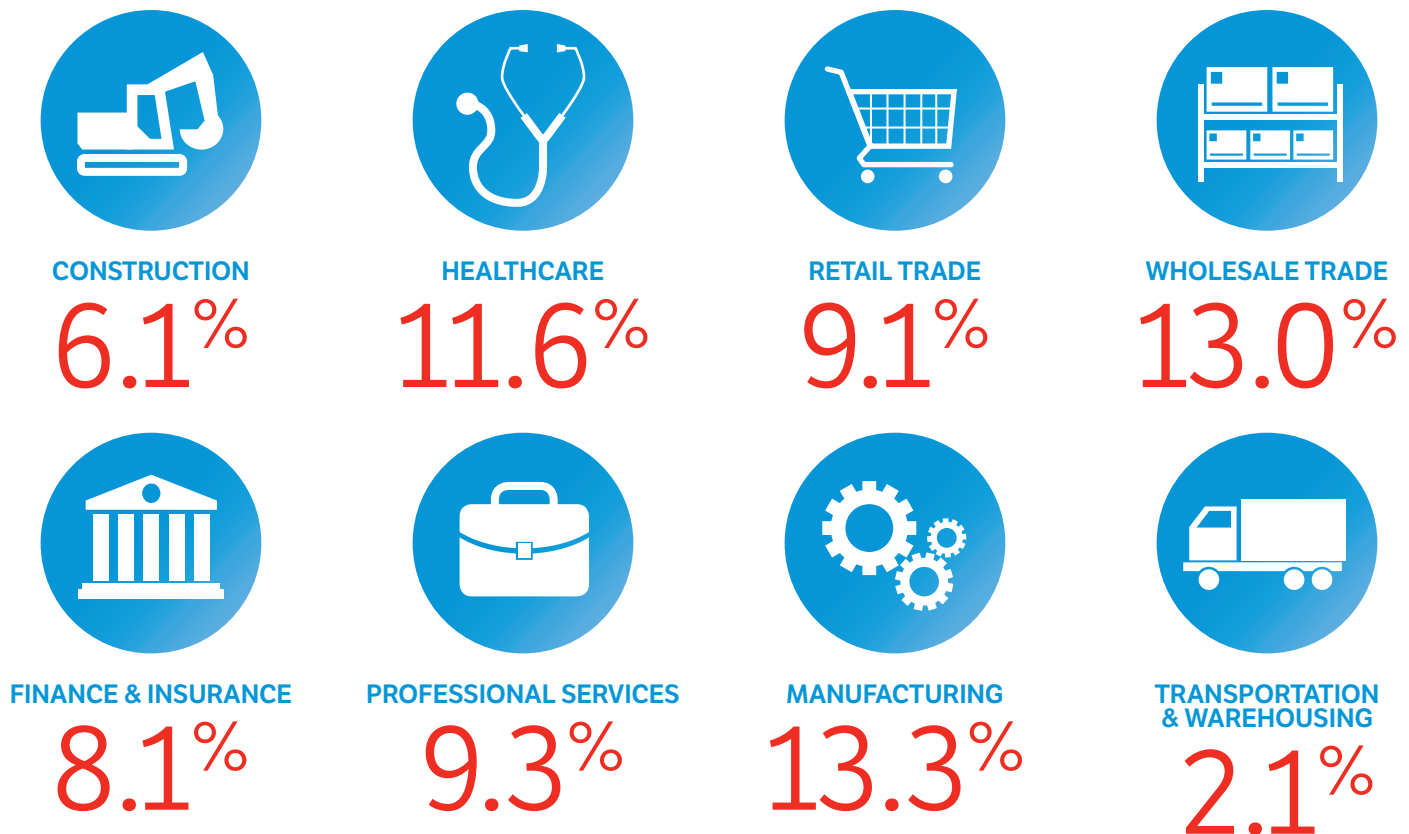
MORE THAN HALF OF NEW YORK MIDDLE MARKET COMPANIES ARE POISED TO INVEST.



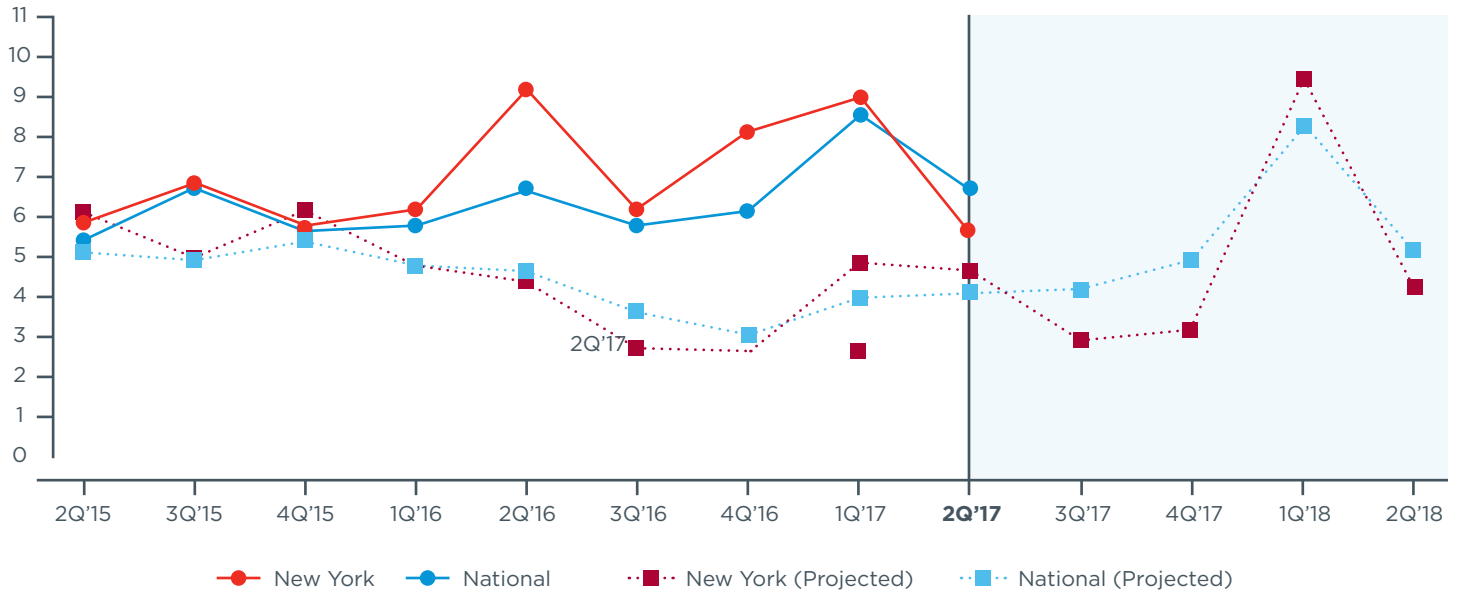
New York's Middle Market Defined



New York's Middle Market is Diverse



Actual & Projected Revenue Growth



Actual & Projected Employee Growth

