

## OHIO GROWTH



### Revenue Growth vs. National

**5.3%**

OHIO MIDDLE MARKET GROWTH OVER THE PAST 12 MONTHS

**7.4%**

Past 12 Months National

**5.2%**

OHIO MIDDLE MARKET GROWTH OVER THE NEXT 12 MONTHS

**5.3%**

Next 12 Months National

### Employment Growth

**3.8%**

OHIO MIDDLE MARKET GROWTH OVER THE PAST 12 MONTHS

**4.3%**

Past 12 Months National

**2.2%**

OHIO MIDDLE MARKET GROWTH OVER THE NEXT 12 MONTHS

**3.2%**


Next 12 Months National

### Ohio Companies less confident than their national peers



GLOBAL ECONOMY

**48%**



NATIONAL ECONOMY

**94%**



LOCAL ECONOMY

**94%**

VS. NATIONAL MIDDLE MARKET

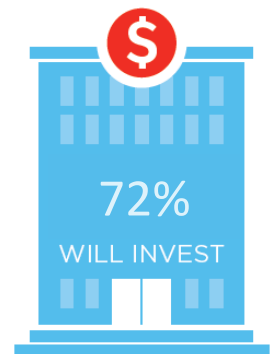
**55%**

**79%**

**83%**

### Preparing for growth through capital investment

Middle market companies in Ohio are sending a strong message that they are poised to invest.



FOR MORE INFORMATION VISIT  
[MIDDLEMARKETCENTER.ORG](http://MIDDLEMARKETCENTER.ORG)



# MEET OHIO'S MIGHTY MIDDLE MARKET

## Ohio's Middle Market Defined

ANNUAL REVENUE

**\$10MM—\$1B**



NEARLY

**5,400**

BUSINESSES



MORE THAN

**\$225B**

IN ANNUAL REVENUE



REPRESENTS

**0.9%**

OF ALL OHIO  
COMPANIES



EMPLOYS

**28%**

OF THE OHIO  
WORKFORCE



GENERATES

**19%**

OF ALL OHIO  
BUSINESS REVENUE



## Diverse



CONSTRUCTION

**6.8%**



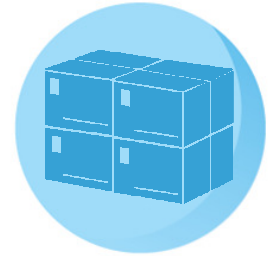
HEALTHCARE

**10.1%**



RETAIL TRADE

**10.6%**



WHOLESALE TRADE

**12.0%**




FINANCE & INSURANCE

**4.5%**



PROFESSIONAL SERVICES

**6.1%**



MANUFACTURING

**23.0%**

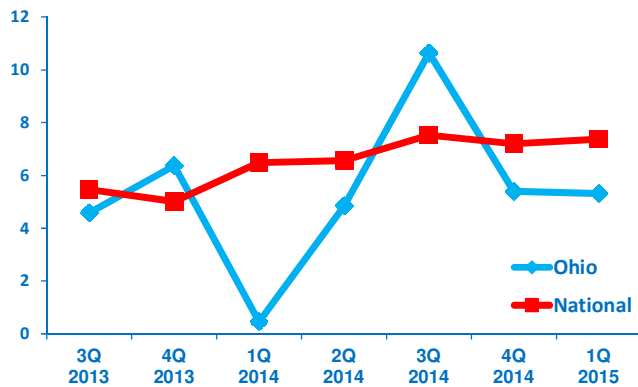


TRANSPORTATION &  
WAREHOUSING

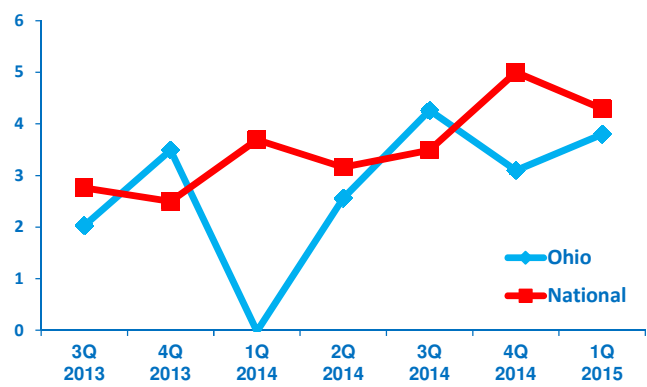
**2.7%**

## OHIO GROWTH VS. NATIONAL

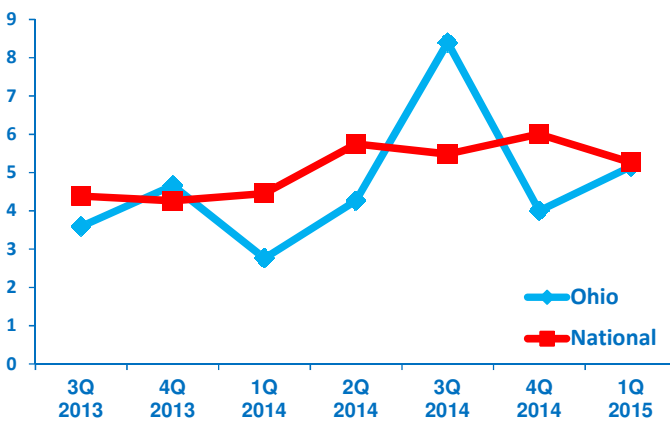
Revenue Growth past 12 months



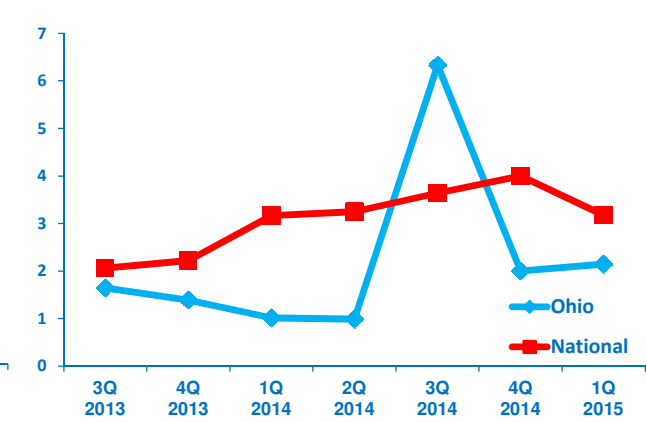
Employment Growth past 12 months



Revenue Growth next 12 months



Employment Growth next 12 months



FOR MORE INFORMATION VISIT  
[MIDDLEMARKETCENTER.ORG](http://MIDDLEMARKETCENTER.ORG)