

# TEXAS OUTPERFORMS



## Revenue Growth vs. National

**6.5%**

TEXAS MIDDLE MARKET GROWTH OVER THE PAST 12 MONTHS

**7.5%**

Past 12 Months National

**4.8%**

TEXAS MIDDLE MARKET GROWTH OVER THE NEXT 12 MONTHS

**5.5%**

Next 12 Months National

## Employment Growth

**2.6%**

TEXAS MIDDLE MARKET GROWTH OVER THE PAST 12 MONTHS

**3.5%**

Past 12 Months National

**4.1%**

TEXAS MIDDLE MARKET GROWTH OVER THE NEXT 12 MONTHS

**3.7%**

Next 12 Months National

## Texas companies more confident than their national peers



GLOBAL ECONOMY

**56%**



NATIONAL ECONOMY

**73%**



LOCAL ECONOMY

**94%**

VS. NATIONAL MIDDLE MARKET

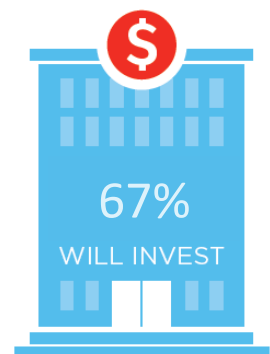
**54%**

**67%**

**74%**

## Preparing for growth through capital investment

Middle market companies in Texas are sending a strong message that they are poised to invest.



FOR MORE INFORMATION VISIT  
[MIDDLEMARKETCENTER.ORG](http://MIDDLEMARKETCENTER.ORG)



# MEET TEXAS' MIGHTY MIDDLE MARKET

## Texas' Middle Market Defined

ANNUAL REVENUE

**\$10MM—\$1B**



CONSISTING OF

**10,000**

BUSINESSES



MORE THAN

**\$495B**

IN ANNUAL REVENUE



REPRESENTS

**0.6%**

OF ALL TEXAS  
COMPANIES



GENERATES

**16%**

OF ALL TEXAS  
BUSINESS REVENUE



EMPLOYS

**29%**

OF THE TEXAS  
WORKFORCE



## Diverse



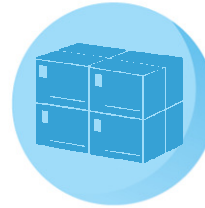
CONSTRUCTION

**12.0%**



RETAIL

**10.0%**



WHOLESALE

**13.0%**




FINANCE, INSURANCE,  
REAL ESTATE

**9.0%**



BUSINESS SERVICES

**25.0%**



MANUFACTURING

**14.0%**



MINING

**4.0%**



HEALTHCARE

**5.0%**

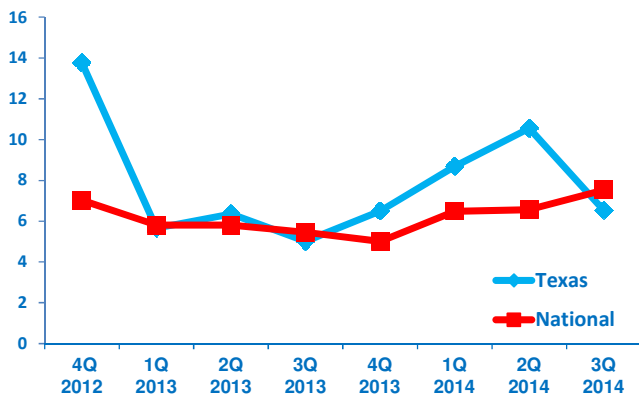


TRANSPORTATION,  
COMMUNICATIONS,  
UTILITIES

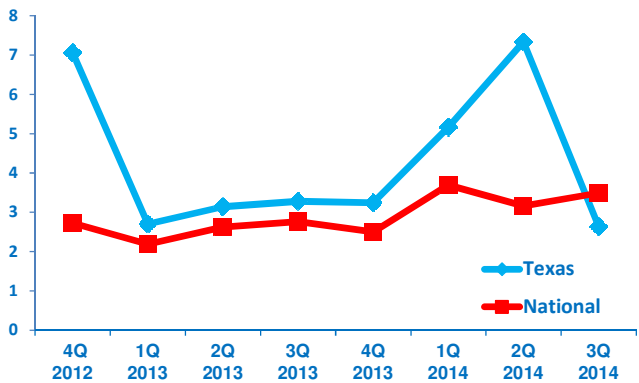
**7.0%**

# TEXAS GROWTH VS. NATIONAL

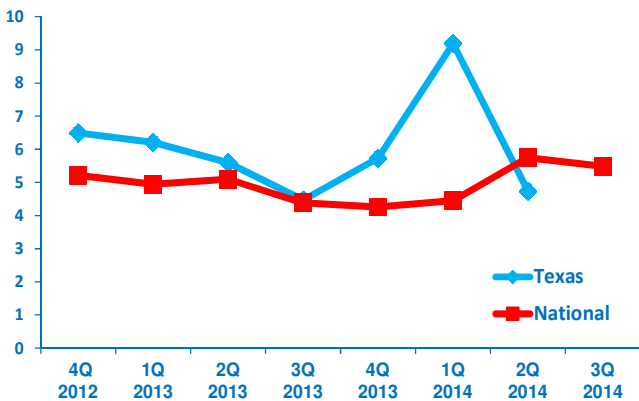
Revenue Growth past 12 months



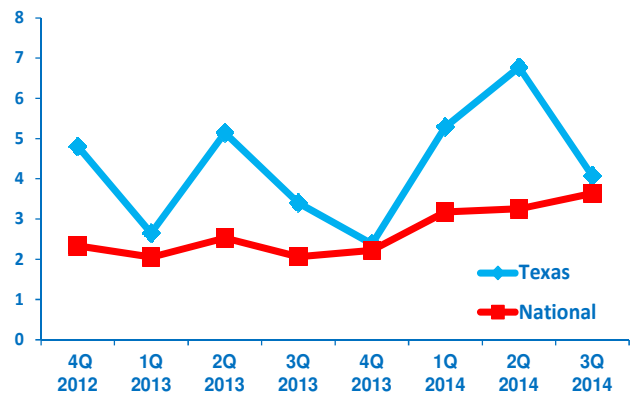
Employment Growth past 12 months



Revenue Growth next 12 months



Employment Growth next 12 months



FOR MORE INFORMATION VISIT  
[MIDDLEMARKETCENTER.ORG](http://MIDDLEMARKETCENTER.ORG)



NATIONAL CENTER FOR  
THE MIDDLE MARKET

In Collaboration With

