

**OHIO
GROWTH**



Revenue Growth vs. National

4.9%

OHIO MIDDLE MARKET GROWTH OVER THE PAST 12 MONTHS

6.6%

Past 12 Months National

4.3%

OHIO MIDDLE MARKET GROWTH OVER THE NEXT 12 MONTHS

5.8%

Next 12 Months National

Employment Growth

2.6%

OHIO MIDDLE MARKET GROWTH OVER THE PAST 12 MONTHS

3.2%

Past 12 Months National

1.0%

OHIO MIDDLE MARKET GROWTH OVER THE NEXT 12 MONTHS

3.3%

Next 12 Months National

Ohio Companies less confident than their national peers.



GLOBAL ECONOMY

32%



NATIONAL ECONOMY

61%



LOCAL ECONOMY

51%

VS. NATIONAL MIDDLE MARKET

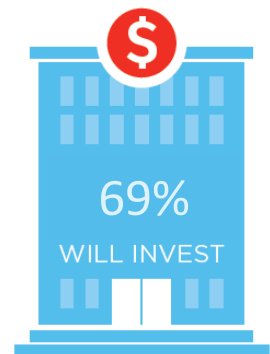
55%

68%

77%

Preparing for growth through capital investment

Middle market companies in Ohio are sending a strong message that they are poised to invest.



FOR MORE INFORMATION VISIT
MIDDLEMARKETCENTER.ORG



MEET OHIO'S MIGHTY MIDDLE MARKET

Ohio's Middle Market Defined

ANNUAL REVENUE

\$10MM—\$1B



MORE THAN

5,400

BUSINESSES



MORE THAN

\$220B

IN ANNUAL REVENUE



REPRESENTS

0.8%

OF ALL OHIO
COMPANIES



EMPLOYS

28%

OF THE OHIO
WORKFORCE



GENERATES

19%

OF ALL OHIO
BUSINESS REVENUE



Diverse



CONSTRUCTION

7.0%



HEALTHCARE

7.0%



RETAIL

11.0%



WHOLESALE

12.0%




FINANCE, INSURANCE,
REAL ESTATE

6.0%



BUSINESS SERVICES

27.0%



MANUFACTURING

24.0%

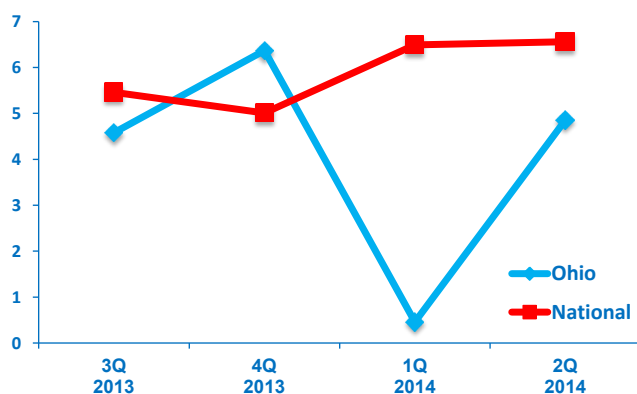


TRANSPORTATION,
COMMUNICATION,
UTILITIES

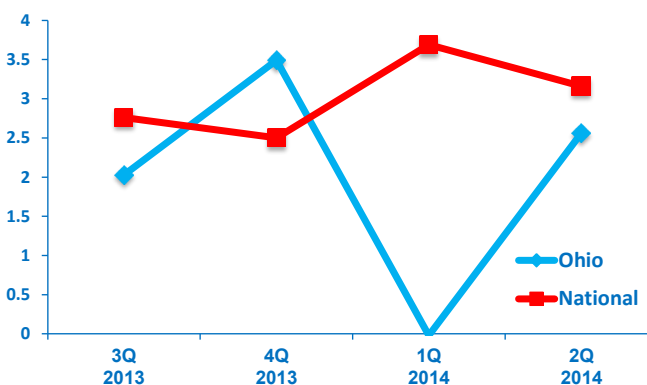
4.0%

OHIO GROWTH VS. NATIONAL

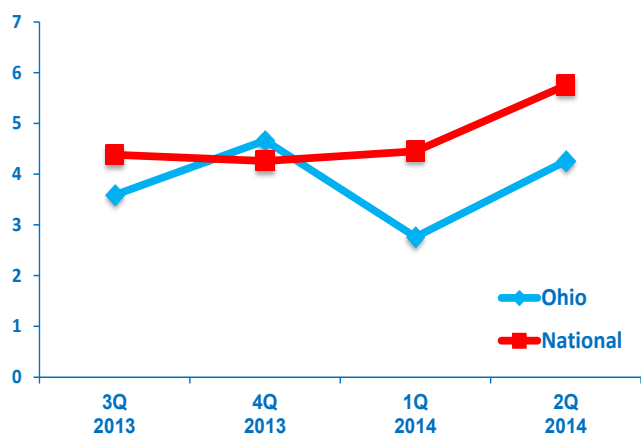
Revenue Growth past 12 months



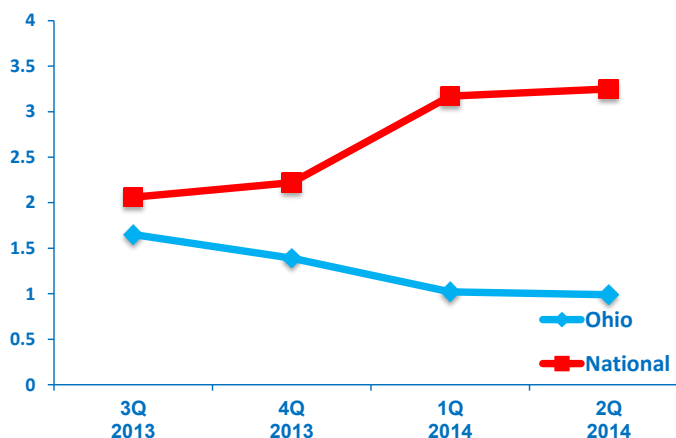
Employment Growth past 12 months



Revenue Growth next 12 months



Employment Growth next 12 months



FOR MORE INFORMATION VISIT
MIDDLEMARKETCENTER.ORG



NATIONAL CENTER FOR
THE MIDDLE MARKET

In Collaboration With

